

A Parent Guide to Google Classroom

Google Classroom

What is Google Classroom?

Google Classroom is a free Google App that aims to simplify creating, distributing and assessing learning in a paperless way. Teachers can use Google Classroom to send announcements to entire classes, share resources, lesson notes, links, pdfs, PowerPoints, diagrams, and homework grids. Pupils can use it to access work covered in class in school, homework (KS2) and to complete home learning during isolation or lockdown.

Parents can use some of the features of Google Classroom to help engage with and support pupils in their home learning. It is a free resource that can be accessed from any device connected to the internet - laptops, desktop computers, chromebooks, tablets or mobile phones.

What is G Suite for Education?

G Suite for Education is a set of Google apps: Docs, Sheets, Slides, Drive, Classroom, Calendar, and more designed with intelligent features that make work easier. It is a suite of tools that can help increase opportunities for critical thinking, communication, collaboration, and creativity, all while supporting the learning. G Suite for Education tools are: **free**, **ad-free**, **reliable** and **secure**. These tools are already used by millions of pupils in schools around the world. There is no cost to use this service, but the best thing is that these tools are relevant to pupils, easy to use, and open doors to many new ways to learn.

Username & Password

Each child has a unique username and password to log on to their own class in Google Classroom, this is their class names followed by their initials (in most cases!)

Children sign in with their email address eg picojp@mawnanschool.com and their password.

The children in key stage have been using their accounts in school and Oppie and Topper Class will have their details sent home very soon.

If you are unable to log on then please email head@mawnanschool.com.

Which classes will be using Google Classroom?

Oppie & Topper Class (EYFS & key stage 1) – Will be setting work on google classrooms when individuals/groups are self-isolating, when the class/bubble needs to close or if we are in lockdown.

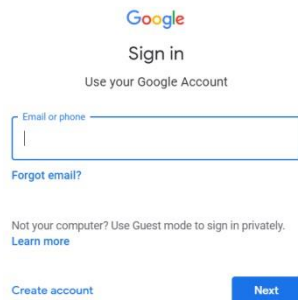
Pico, Fusion & Dart (key stage 2) – Already use google classrooms in school and for homework and will continue to use if it when individuals/groups are self-isolating, when the class/bubble needs to close or if we are in lockdown.

Accessing Google Classroom

Pupils can access Google Classroom using the mobile apps (Android and iOS), or via a web browser by visiting www.classroom.google.com

To sign in

1. Your child should enter their
username/email
address (see separate email).



Google
Sign in
Use your Google Account


Email or phone

Forgot email?

Not your computer? Use Guest mode to sign in privately.
[Learn more](#)

Create account Next

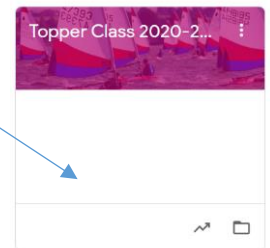
2. Now, enter their unique password
and click next.



Enter your password



Forgot password? Next

3. Click on the class title to
enter the classroom.



If you get really stuck here is a video tutorial: https://www.youtube.com/watch?v=PI0H_SqITDA

When you have logged in you will see the following options as tabs across the top of the page:



Fusion 2020 2021

Class code rtntp4i

Meet link Generate Meet link

Select theme Upload photo

Stream

This is where your child will see posts from their teachers. Posts may contain links to websites, classwork set by your child's teacher or simple communications between all the members of the class. Posts are always monitored by your child's teacher, as are any accompanying comments made by individuals, so we ask that children only use this feature if they are asking a question about their work or responding sensibly to a post.

Classwork

This is where your child will access homework/curriculum content set by the teacher. **This is the best way of accessing the content** set rather than having to worry about searching on the Stream.

Any curriculum content added will be in the form of a Google Doc, Google Slide or other Google Suite app (If you are using a tablet, you may be required to download additional free apps) as this will allow the children to edit and hand in their work individually to the teacher.

There may also be links to access, sometimes PDF documents eg for spellings, homework menus etc.